



## HP TUNER E90/E93 PCM UPGRADE GLOBAL B

2021-2023 AND UP GM TRUCKS

**NOTE: NEVER START INSTALL UNTIL UNLOCKED ECM IS COMPLETED**

1. **ALWAYS HAVE PCM UNLOCKED, INSTALL ON VEHICLE AND TEST DRIVE PRIOR TO INSTALLING SUPERCHARGER.**
2. Making any changes to the calibration is strictly prohibited. Any change will void all warranties and will make the vehicle non-emissions legal. All calibrations are locked and uneditable.
3. **Whipple calibrations are for stock engines. Changes such as long tubes, cold air intakes, cams and big throttle bodies are not supported.**
4. **IT IS THE RESPONSIBILITY OF THE INSTALLER AND/OR USER OF THIS PRODUCT TO ENSURE THAT IT IS USED IN COMPLIANCE WITH ALL APPLICABLE LAWS AND REGULATIONS.**
5. Internet access is required to perform the PCM exchange and read/flash. Poor internet connection may cause issues.

### INSTRUCTIONS

1. Go to [www.hptuners.com/downloads/](http://www.hptuners.com/downloads/) and download the latest BETA VCM Suite software. to find the BETA software link or go to: [https://hptunerscdnstorage.blob.core.windows.net/files/VCM%20Suite/VCM%20Suite%20\(Beta\).msi](https://hptunerscdnstorage.blob.core.windows.net/files/VCM%20Suite/VCM%20Suite%20(Beta).msi). If you run into any issues installing the HP Tuner software, email [support@hptuners.com](mailto:support@hptuners.com) for resolution.
2. Use a 10mm socket, disconnect negative terminal to battery. Remove the PCM from driver side inner fender. To unlock connectors, pull the red tabs away from connectors to unlatch. Using a Sharpie or similar, write the full VIN number on the PCM for reference. If you didn't purchase the UPGRADE from Whipple or Whipple dealer, you'll have to go to the HP Tuners website, products and select the **GLOBAL B UPGRADE SERVICE**, select the **SELECT OPTIONS** icon. For PCM type, select **E90/E93 Global B**. Enter the VIN and follow the on-screen options. This service is an **ADD-ON** to the kit.

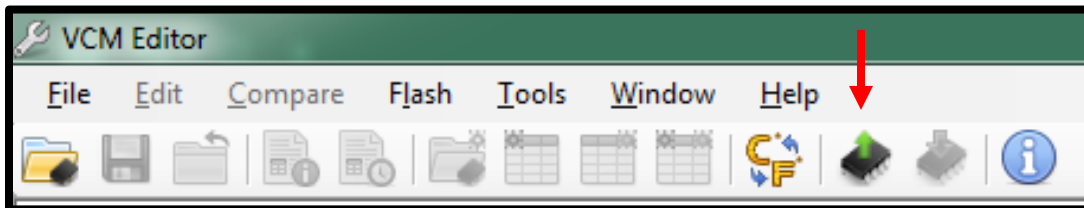
If you purchased the HP Tuner UPGRADE from Whipple or Whipple dealer, you will get a HP Tuner UPG number on the Whipple sales order and blue post card in instruction manual packet. **NOTE:** It's the shipper's responsibility to properly package the PCM with packing foam (DON'T USE PACKING PEANUTS) and shipping insurance. UPS and FEDEX is preferred shipping method. All international shipments need to be marked for Warranty/Repair. Any duties included will be charged back to shipper. See the last page of this manual for shipping paperwork, which must be supplied to HP.



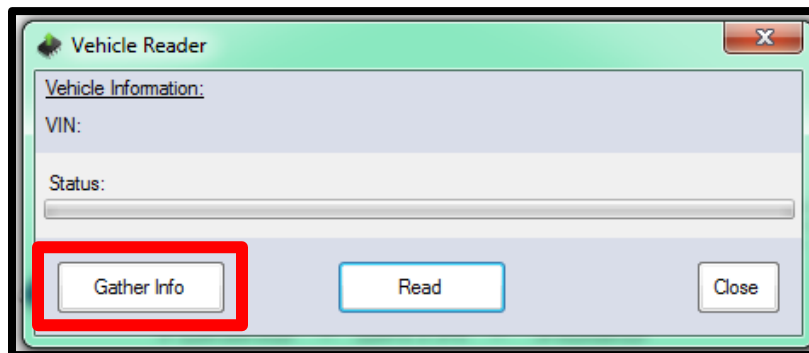
- Open VCM Editor program by clicking the wrench icon.



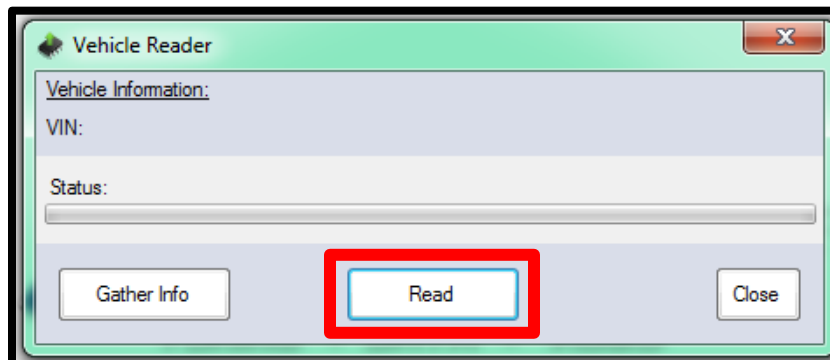
- With the vehicle on, engine not running, click the **green arrow** icon to **READ** the file in the PCM.



- Click the "Gather Info" icon to populate the PCM data. This will give the option

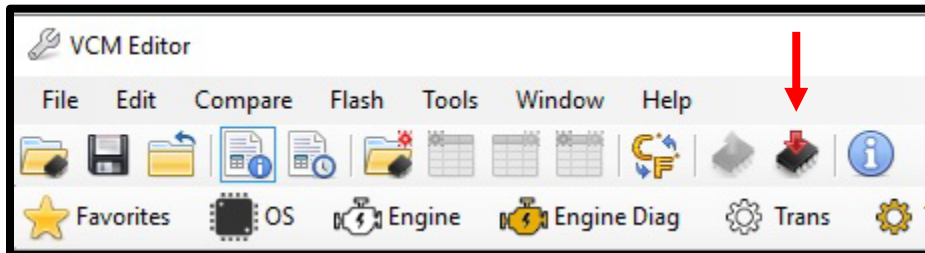


- Once the info is self-gathered by HP Tuners, click the "Read" icon.



- Once the file is uploaded, save this file in an easy to find location (example: mydocuments/HP Tuners/cals and logs). Create a file name with VIN number, Customer name and engine size. Example: **2C3CDXCT1FH737913\_John Smith\_6.2L\_Stock**. If you want to keep the file name shorter, use only the last 4 digits of the VIN but keep the same information. We will supply a similar name but with SC in the file to help distinguish between them. NOTE: Always keep the stock file. If you are a dealer/installer, email the file to the customer for future access. Whipple does not store stock files.

8. Go to the Whipple website, click the **Calibration Request** tab and follow the instructions on sending file. This may take 24-48 hours for your calibration so this is important to do before you start the supercharger installation. Each calibration is locked to the supplied RDT serial #. If you use a different tool, you will not be able to use the file.
  - a. Include the following with the calibration:
    - i. Octane fuel being run (91, 92, 93, 94).
    - ii. List any modifications to the stock engine such as air intake, exhaust, etc.
9. Once calibration is supplied, save to your PC in the same location as the stock file. Open VCM Editor. Open the calibration by clicking file, connect to vehicle, turn key to engine run (do not start engine) and follow the on-screen commands.



10. HP Tuners supplies a free data logging program, VCM Scanner **BETA**. With foot off brake, hold the push button ignition for 10 seconds until the green light turns on, this is Diagnostic mode. Using VCM scanner, click the check engine icon, then "READ CODES". Once it populates, click CLEAR CODES. Once done, turn key off, open door to power vehicle off, from here your ready to run.
11. If required, you may use VCM Scanner Suite for diagnostic purposes, to check codes, read monitors and data log important parameters. Whipple has pre-made channel list for proper data logging. If logging, please request a data log channel list.
12. If tire/axle needs to be changed, Whipple Superchargers must do this for you. Reply to your support ticket email with changes to wheel/tire/axle so Whipple can send update.
13. **NEVER MAKE CHANGES TO THE CALIBRATION.** The calibration is designed and tested by Whipple Superchargers. Any change will void any and all warranties, along with emissions compatibility.
14. **SEE SHIPPING FORM ON FOLLOWING PAGE.**

**For questions in regards to the software and installation, please visit HP Tuners FAQ section of their online forum as almost all answers are here: <https://www.hptuners.com/forum/forumdisplay.php?35-VCM-Suite-FAQ>**

## HP TUNER E90/E93 GLOBAL B UPGRADE SERVICE

### SHIP WITH PCM

Name	Cell Phone	HP EXC NUMBER #	
Shipping Address	Apt. #		
City	State	Zip	
Year	Make	Model	
VIN			
Email address	Supercharger Serial number (W185-XXXX)		
Engine size (L)	Transmission (6, 8 or 10 speed)		
List any modifications other than stock			

**HP TUNERS, LLC  
ATT: E90/E93 ECM UPGRADE  
700 EASTWOOD LN  
BUFFALO GROVE, IL 60089**

**If the information above is not provided with the ECM, it will delay the ECM upgrade process while the missing information is acquired. Please ensure you follow both the above instructions when placing your order and review the installation instructions here.**

**The default shipping added with the exchange service is UPS ground, however, expedited shipping is available via [SALES@HPTUNERS.COM](mailto:SALES@HPTUNERS.COM).**

**NOTE: Customers are responsible for shipping costs when sending HP Tuners your ECM/PCM/TCM. The shipping charge at checkout only covers returning your control module after modification.**